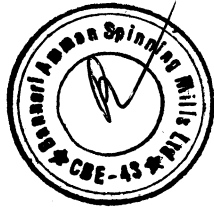


<b>General information about company</b>	
Scrip code	532674 /
NSE Symbol	BASML /
MSEI Symbol	
ISIN	INE186H01014 /
Name of the company	BANNARI AMMAN SPINNING MILLS LIMITED /
Whether company is SME	No
Class of Security	Equity Shares /
Type of report	Quarterly
Quarter Ended / Half year ended/Date of Report (For Prelisting / Allotment)	31-03-2019
Date of allotment / extinguishment (in case Capital Restructuring selected) / Listing Date	
Shareholding pattern filed under	Regulation 31 (1) (b)



<b>Declaration</b>					
Sr. No.	Particular	Yes/No	Promoter and Promoter Group	Public shareholder	Non Promoter- Non Public
1	Whether the Listed Entity has issued any partly paid up shares?	No	No	No	No
2	Whether the Listed Entity has issued any Convertible Securities ?	No	No	No	No
3	Whether the Listed Entity has issued any Warrants ?	No	No	No	No
4	Whether the Listed Entity has any shares against which depository receipts are issued?	No	No	No	No
5	Whether the Listed Entity has any shares in locked-in?	No	No	No	No
6	Whether any shares held by promoters are pledge or otherwise encumbered?	No	No		
7	Whether company has equity shares with differential voting rights?	No	No	No	No



Table I - Summary Statement holding of specified securities											
Category (I)	Category of shareholder (II)	Nos. Of shareholders (III)	No. of fully paid up equity shares held (IV)	No. Of Partly paid-up equity shares held (V)	No. Of shares underlying Depository Receipts (VI)	Total nos. shares held (VII) = (IV)+ (V)+ (VI)	Shareholding as a % of total no. of shares (calculated as per SCRR, 1957) (VIII) As a % of (A+B+C2)	Number of Voting Rights held in each class of securities (IX)			
								No of Voting (XIV) Rights			Total as a % of (A+B+C)
								Class eg: X	Class eg:y	Total	
(A)	Promoter & Promoter Group	3	8751250			8751250	55.55	8751250		8751250	55.55
(B)	Public	5762	7003019			7003019	44.45	7003019		7003019	44.45
(C)	Non Promoter-Non Public										
(C1)	Shares underlying DRs										
(C2)	Shares held by Employee Trusts										
	Total	5765	15754269			15754269	100	15754269		15754269	100



**Table I - Summary Statement holding of specified securities**

Category (I)	Category of shareholder (II)	No. Of Shares Underlying Outstanding convertible securities (X)	No. of Shares Underlying Outstanding Warrants (Xi)	No. Of Shares Underlying Outstanding convertible securities and No. Of Warrants (Xi) (a)	Shareholding , as a % assuming full conversion of convertible securities ( as a percentage of diluted share capital) (XI)= (VII)+(X) As a % of (A+B+C2)	Number of Locked in shares (XII)		Number of Shares pledged or otherwise encumbered (XIII)		Number of equity shares held in dematerialized form (XIV)
						No. (a)	As a % of total Shares held (b)	No. (a)	As a % of total Shares held (b)	
(A)	Promoter & Promoter Group				55.55 ✓					8751250 ✓
(B)	Public				44.45 ✓					7003013 ✓
(C)	Non Promoter-Non Public									
(C1)	Shares underlying DRs									
(C2)	Shares held by Employee Trusts									
	Total				100 ✓					15754263 ✓



**Table II - Statement showing shareholding pattern of the Promoter and Promoter Group**

Sr.	Category & Name of the Shareholders (I)	Nos. Of shareholders (III)	No. of fully paid up equity shares held (IV)	No. Of Partly paid-up equity shares held (V)	No. Of shares underlying Depository Receipts (VI)	Total nos. shares held (VII) = (IV)+(V)+(VI)	Shareholding as a % of total no. of shares (calculated as per SCRR, 1957) (VIII) As a % of (A+B+C2)	Number of Voting Rights held in each class of securities (IX)			
								No of Voting (XIV) Rights			Total as a % of Total Voting rights
								Class eg: X	Class eg:y	Total	
A	Table II - Statement showing shareholding pattern of the Promoter and Promoter Group										
(1)	Indian										
(a)	Individuals/Hindu undivided Family	1 ✓	168017 ✓			168017 ✓	1.07 ✓	168017 ✓		168017 ✓	1.07 ✓
(d)	Any Other (specify)	2 ✓	8583233 ✓			8583233 ✓	54.48 ✓	8583233 ✓		8583233 ✓	54.48 ✓
Sub-Total (A)(1)		3 ✓	8751250 ✓			8751250 ✓	55.55 ✓	8751250 ✓		8751250 ✓	55.55 ✓
(2)	Foreign										
Total Shareholding of Promoter and Promoter Group (A)= (A)(1)+(A)(2)		3 ✓	8751250 ✓			8751250 ✓	55.55 ✓	8751250 ✓		8751250 ✓	55.55 ✓
B	Table III - Statement showing shareholding pattern of the Public shareholder										
(1)	Institutions										
(3)	Non-institutions										
(a(i))	Individuals - i.Individual	5332 ✓	1162770 ✓			1162770 ✓	7.38 ✓	1162770 ✓		1162770 ✓	7.38 ✓



	shareholders holding nominal share capital up to Rs. 2 lakhs.									
(a(ii))	Individuals - ii. Individual shareholders holding nominal share capital in excess of Rs. 2 lakhs.	18 ✓	2190205 ✓			2190205 ✓	13.9 ✓	2190205 ✓	2190205 ✓	13.9 ✓
(e)	Any Other (specify)	412 ✓	3650044 ✓			3650044 ✓	23.17 ✓	3650044 ✓	3650044 ✓	23.17 ✓
Sub-Total (B)(3)		5762 ✓	7003019 ✓			7003019 ✓	44.45 ✓	7003019 ✓	7003019 ✓	44.45 ✓
Total Public Shareholding (B)=(B)(1)+(B)(2)+(B)(3)		5762 ✓	7003019 ✓			7003019 ✓	44.45 ✓	7003019 ✓	7003019 ✓	44.45 ✓
C	Table IV - Statement showing shareholding pattern of the Non Promoter- Non Public shareholder									
Total (A+B+C2)		5765 ✓	15754269 ✓			15754269 ✓	100 ✓	15754269 ✓	15754269 ✓	100 ✓
Total (A+B+C)		5765 ✓	15754269 ✓			15754269 ✓	100 ✓	15754269 ✓	15754269 ✓	100 ✓



Table II - Statement showing shareholding pattern of the Promoter and Promoter Group									
Sr.	No. Of Shares Underlying Outstanding convertible securities (X)	No. of Shares Underlying Outstanding Warrants (Xi)	No. Of Shares Underlying Outstanding convertible securities and No. Of Warrants (Xi) (a)	Shareholding , as a % assuming full conversion of convertible securities ( as a percentage of diluted share capital) (XI)= (VII)+(X) As a % of (A+B+C2)	Number of Locked in shares (XII)		Number of Shares pledged or otherwise encumbered (XIII)		Number of equity shares held in dematerialized form (XIV)
					No. (a)	As a % of total Shares held (b)	No. (a)	As a % of total Shares held (b)	
A	Table II - Statement showing shareholding pattern of the Promoter and Promoter Group								
(1)	Indian								
(a)				1.07 ✓					168017 ✓
(d)				54.48 ✓					8583233 ✓
Sub-Total (A) (1)				55.55 ✓					8751250 ✓
(2)	Foreign								
Total Shareholding of Promoter and Promoter Group (A)= (A)(1)+(A)(2)				55.55 ✓					8751250 ✓
B	Table III - Statement showing shareholding pattern of the Public shareholder								
(1)	Institutions								
(3)	Non-institutions								
(a(i))				7.38 ✓					1162765 ✓



(a(ii))				13.9 ✓					2190205 ✓
(e)				23.17 ✓					3650043 ✓
Sub-Total (B) (3)				44.45 ✓					7003013 ✓
Total Public Shareholding (B)=(B)(1)+ (B)(2)+(B)(3)				44.45 ✓					7003013 ✓
C	Table IV - Statement showing shareholding pattern of the Non Promoter- Non Public shareholder								
Total ( A+B+C2 )				100					15754263 ✓
Total (A+B+C )				100					15754263 ✓





<b>Individuals/Hindu undivided Family</b>		
Searial No.	1	
Name of the Shareholders (I)	Arumugam S V ✓	<a href="#">Click here to go back</a>
PAN (II)	ABRPA8939Q	Total
No. of fully paid up equity shares held (IV)	168017 ✓	168017 ✓
No. Of Partly paid-up equity shares held (V)		
No. Of shares underlying Depository Receipts (VI)		
Total nos. shares held (VII) = (IV)+ (V)+ (VI)	168017 ✓	168017 ✓
Shareholding as a % of total no. of shares (calculated as per SCRR, 1957) (VIII) As a % of (A+B+C2)	1.07 ✓	1.07 ✓
<b>Number of Voting Rights held in each class of securities (IX)</b>		
Class eg:X	168017 ✓	168017
Class eg:y		
Total	168017 ✓	168017 ✓
Total as a % of Total Voting rights	1.07 ✓	1.07




No. Of Shares Underlying Outstanding convertible securities (X)		
No. of Shares Underlying Outstanding Warrants (Xi)		
No. Of Shares Underlying Outstanding convertible securities and No. Of Warrants (Xi) (a)		
Shareholding , as a % assuming full conversion of convertible securities (as a percentage of diluted share capital) (XI)= (VII)+(Xi)(a) As a % of (A+B+C2)	1.07 ✓	1.07
Number of Locked in shares (XII)		
No. (a)		
As a % of total Shares held (b)		
Number of Shares pledged or otherwise encumbered (XIII)		
No. (a)		
As a % of total Shares held (b)		
Number of equity shares held in	168017 ✓	168017 ✓



dematerialized form (XIV)		
Reason for not providing PAN		
Reason for not providing PAN		
Shareholder type	Promoter	



<b>Any Other (specify)</b>			
Searial No.	1	2	
Category	Bodies Corporate	Bodies Corporate	<a href="#">Click here to go back</a>
Name of the Shareholders (I)	Murugan Enterprise Private Limited ✓	Sakthi Murugan Transports Limited ✓	
PAN (II)	AADCM0934H ✓	AACCS7168L ✓	Total
No. of the Shareholders (I)	1	1	2
No. of fully paid up equity shares held (IV)	7803733 ✓	779500 ✓	8583233 ✓
No. Of Partly paid-up equity shares held (V)			
No. Of shares underlying Depository Receipts (VI)			
Total nos. shares held (VII) = (IV)+ (V)+ (VI)	7803733 ✓	779500 ✓	8583233 ✓
Shareholding as a % of total no. of shares (calculated as per SCRR, 1957) (VIII) As a % of (A+B+C2)	49.53 ✓	4.95 ✓	54.48 ✓
Number of Voting Rights held in each class of securities (IX)			
Class eg: X	7803733 ✓	779500 ✓	8583233 ✓
Class eg:y			



Total	7803733 ✓	779500	8583233 ✓
Total as a % of Total Voting rights	49.53 ✓	4.95 ✓	54.48 ✓
No. Of Shares Underlying Outstanding convertible securities (X)			
No. of Shares Underlying Outstanding Warrants (Xi)			
No. Of Shares Underlying Outstanding convertible securities and No. Of Warrants (Xi) (a)			
Shareholding , as a % assuming full conversion of convertible securities (as a percentage of diluted share capital) (XI)= (VII)+(X) As a % of (A+B+C2)	49.53 ✓	4.95 ✓	54.48 ✓
Number of Locked in shares (XII)			
No. (a)			
As a % of total Shares held (b)			
Number of Shares pledged or otherwise encumbered (XIII)			
No. (a)			
As a % of total Shares held (b)			



Number of equity shares held in dematerialized form (XIV)	7803733 ✓	779500 ✓	8583233 ✓
Reason for not providing PAN			
Reason for not providing PAN			
Shareholder type	Promoter	Promoter ✓	



<b>Individuals - ii. Individual shareholders holding nominal share capital in excess of Rs. 2 lakhs.</b>			
Serial No.	1	2	
Name of the Shareholders (I)	Anuj Anantrai Sheth ✓	Nilesh Kishor Shah ✓	<a href="#">Click here to go back</a>
PAN (II)	AAEPS8975Q ✓	ANTPS5205R ✓	Total
No. of fully paid up equity shares held (IV)	684805 ✓	250000 ✓	934805 ✓
No. Of Partly paid-up equity shares held (V)			
No. Of shares underlying Depository Receipts (VI)			
Total nos. shares held (VII) = (IV)+ (V)+ (VI)	684805 ✓	250000 ✓	934805 ✓
Shareholding as a % of total no. of shares (calculated as per SCRR, 1957) (VIII) As a % of (A+B+C2)	4.35 ✓	1.59 ✓	5.93 ✓
<b>Number of Voting Rights held in each class of securities (IX)</b>			
Class eg: X	684805 ✓	250000 ✓	934805 ✓
Class eg:y			
Total	684805 ✓	250000 ✓	934805 ✓
Total as a % of Total Voting rights	4.35 ✓	1.59 ✓	5.93 ✓

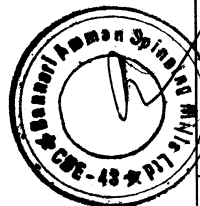


No. Of Shares Underlying Outstanding convertible securities (X)			
No. of Shares Underlying Outstanding Warrants (Xi)			
No. Of Shares Underlying Outstanding convertible securities and No. Of Warrants (Xi) (a)			
Shareholding , as a % assuming full conversion of convertible securities (as a percentage of diluted share capital) (XI)= (VII)+(X) As a % of (A+B+C2)	4.35 /	1.59 /	5.93
Number of Locked in shares (XII)			
No. (a)			
As a % of total Shares held (b)			
Number of equity shares held in dematerialized form (XIV)	684805 /	250000 /	934805 /
Reason for not providing PAN			
Reason for not providing PAN			






Any Other (specify)							
Searial No.	1	2	3	4	5	6	7
Category	IEPF ✓	HUF ✓	Non-Resident Indian (NRI) ✓	Clearing Members ✓	Bodies Corporate ✓	Bodies Corporate	Bodies Corporate
Category / More than 1 percentage	Category	Category	Category	Category	More than 1 percentage of shareholding	More than 1 percentage of shareholding	More than 1 percentage of shareholding
Name of the Shareholders (I)					Gagandeep Credit Capital Pvt Ltd ✓	Prescient Securities Private Limited ✓	Purvaj Advisors Private Limited ✓
PAN (II)					AAACO0519R ✓	AADCP0490P ✓	AADCP6846K ✓
No. of the Shareholders (I)	1 ✓	269 ✓	34 ✓	16 ✓	1	1	1
No. of fully paid up equity shares held (IV)	5476 ✓	337458 ✓	86135 ✓	31294 ✓	987475 ✓	572088 ✓	490000 ✓
No. Of Partly paid-up equity shares held (V)							
No. Of shares underlying Depository Receipts (VI)							
Total nos. shares held (VII) = (IV)+ (V)+ (VI)	5476 ✓	337458 ✓	86135 ✓	31294 ✓	987475 ✓	572088 ✓	490000 ✓
Shareholding as a % of total no. of shares (calculated as per SCRR, 1957) (VIII) As a % of (A+B+C2)	0.03 ✓	2.14 ✓	0.55 ✓	0.2 ✓	6.27 ✓	3.63 ✓	3.11 ✓
Number of Voting Rights held in each class of securities (IX)							




Class eg: X	5476 ✓	337458 ✓	86135 ✓	31294 ✓	987475 ✓	572088 ✓	490000 ✓
Class eg:y							
Total	5476 ✓	337458 ✓	86135 ✓	31294 ✓	987475 ✓	572088 ✓	490000
Total as a % of Total Voting rights	0.03 ✓	2.14 ✓	0.55 ✓	0.2 ✓	6.27 ✓	3.63 ✓	3.11 ✓
No. Of Shares Underlying Outstanding convertible securities (X)							
No. of Shares Underlying Outstanding Warrants (Xi)							
No. Of Shares Underlying Outstanding convertible securities and No. Of Warrants (Xi) (a)							
Shareholding , as a % assuming full conversion of convertible securities (as a percentage of diluted share capital) (XI)= (VII)+(X) As a % of (A+B+C2)	0.03 ✓	2.14 ✓	0.55 ✓	0.2 ✓	6.27 ✓	3.63 ✓	3.11 ✓
Number of Locked in shares (XII)							
No. (a)							
As a % of total Shares held (b)							
Number of equity	5476 ✓	337458 ✓	86135 ✓	31294 ✓	987475 ✓	572088 ✓	490000 ✓



shares held in dematerialized form (XIV)							
Reason for not providing PAN							
Reason for not providing PAN							



<b>Any Other (specify)</b>			
Serial No.	8	9	
Category	Bodies Corporate	Bodies Corporate	
Category / More than 1 percentage	More than 1 percentage of shareholding	More than 1 percentage of shareholding	
Name of the Shareholders (I)	Shamyak Investment Private Limited ✓	Jewels Advisory Services Llp	<a href="#">Click here to go back</a>
PAN (II)	AAACA4348L ✓	AAHFJ2329J ✓	Total
No. of the Shareholders (I)	1	1	320 ✓
No. of fully paid up equity shares held (IV)	450000 ✓	235000 ✓	460363
No. Of Partly paid-up equity shares held (V)			
No. Of shares underlying Depository Receipts (VI)			
Total nos. shares held (VII) = (IV)+ (V)+ (VI)	450000 ✓	235000 ✓	460363 ✓
Shareholding as a % of total no. of shares (calculated as per SCRR, 1957) (VIII) As a % of (A+B+C2)	2.86 ✓	1.49 ✓	2.92 ✓
Number of Voting Rights held in each class of securities (IX)			
Class eg: X	450000 ✓	235000 ✓	460363 ✓



Class eg:y			
Total	450000 ✓	235000 ✓	460363
Total as a % of Total Voting rights	2.86 ,	1.49 ✓	2.92 ✓
No. Of Shares Underlying Outstanding convertible securities (X)			
No. of Shares Underlying Outstanding Warrants (Xi)			
No. Of Shares Underlying Outstanding convertible securities and No. Of Warrants (Xi) (a)			
Shareholding , as a % assuming full conversion of convertible securities (as a percentage of diluted share capital) (XI)= (VII)+(X) As a % of (A+B+C2)	2.86 ✓	1.49 ✓	2.92 ,
Number of Locked in shares (XII)			
No. (a)			
As a % of total Shares held (b)			
Number of equity shares held in	450000 ✓	235000	460363 ,



dematerialized form (XIV)			
Reason for not providing PAN			
Reason for not providing PAN			

For Bannari Amman Spinning Mills Limited



COMPANY SECRETARY