

1. Name of Listed Entity : Bannari Amman Spinning Mills Limited
2. Scrip Code/Name of Scrip/Class of Security : BASML
3. Share Holding Pattern Filed under : 31b
4. Share Holding Pattern as on : 31-Dec-2017
5. **Declaration** : The Listed entity is required to submit the following declaration to the extent of submission of information:-

S. No.	Particulars	Yes/No	
1	Whether the Listed Entity has issued any partly paid up shares?	No	
2	Whether the Listed Entity has issued any Convertible Securities or Warrants?	No	
3	Whether the Listed Entity has any shares against which depository receipts are issued?	No	
4	Whether the Listed Entity has any shares in locked-in?	No	
5	Whether any shares held by promoters are pledge or otherwise encumbered?	No	
6	Whether the Listed Entity has issued any differential Voting Rights?	No	



Table I - Summary Statement holding of specified securities

Category (I)	Category of shareholder (II)	Nos. of share (III)	No. of fully paid up equity shares held (IV)	No. of eq. sh (V)	No. of Dep Re (VI)	Total nos. shares held (VII) = (IV)+(V)+(VI)	Shareholding as a % of (calculated per 1957) (VIII)	Number of Voting Rights held in each class of securities (IX)			No. of Shares (X)	Shareholding, as a % (XI) = As a % (A+B+C2)	Number of Lockes (XII)		Number of Shares otherwise encumbered (XIII)		Number of equity shares held in dematerialized form (XIV)							
								No of Voting Rights					Total as a % of (A+B+ C)	Warr (X)	No. (a)	As a % of total Shares held (b)		No. (a)	As a % of total Shares held (b)					
								Class eg: X	Class as seg:y	Total										(X)	(a)	(b)		
A	Promoter & Promoter Group	3	8751250	0	0	8751250	55.55	8751250	0	8751250	55.55	0	55.55	0	0.00		8751250							
B	Public	5963	7003019	0	0	7003019	44.45	7003019	0	7003019	44.45	0	44.45	0	0.00		7003013							
C	Non Promoter- Non Public	0	0	0	0	0	0.00	0	0	0	0.00	0	0.00	0	0.00	0	0.00	0						
C1	Shares underlying DRs	0	0	0	0	0	0.00	0	0	0	0.00	0	0.00	0	0.00		0							
C2	Shares held by Employee Trusts	0	0	0	0	0	0.00	0	0	0	0.00	0	0.00	0	0.00		0							
	Total	5966	15754269	0	0	15754269	100.00	15754269	0	15754269	100.00	0	100.00	0	0.00		15754263							



Table II - Statement showing shareholding pattern of the Promoter and Promoter Group

Category & Name of the Shareholders (I)	PAN (II)	No. of shares held (III)	No. of fully paid up equity shares held (IV)	Paid up (V)	N Shares (VI)	Total nos. shares held (VII = IV+V+VI)	Shareholding % calculated as SCRR, 1957 (VIII)	Number of Voting Rights held in each class of securities (IX)			Total as a % of Total Voting rights	No. of Shares (X)	Shareholding, as assumed full conversion of securities (incl Warrants) (XI) = (VII)+(X) as % of A+B+C2	Number of Locked in shares (XII)	Number of Shares pledged otherw (XIII)	Number of equity shares held in dematerialized form (XIV)
								Class X	Class Y	Total						
1 Indian						0	0.00			0	0.00	0	0.00			
a Individuals/Hindu undivided Family		1	168017	0	0	168017	1.07	168017	0	168017	1.07	0	1.07	0	0.00	168017
Arumugam S V	ABRPA8939Q		168017	0	0	168017	1.07	168017	0	168017	1.07	0	1.07	0	0.00	168017
b Central Government/ State Government(s)		0	0	0	0	0	0.00	0	0	0	0.00	0	0.00	0	0.00	0
c Financial Institutions/ Banks		0	0	0	0	0	0.00	0	0	0	0.00	0	0.00	0	0.00	0
d Any Other (specify)		2	8583233	0	0	8583233	54.48	8583233	0	8583233	54.48	0	54.48	0	0.00	8583233
Body Corporate		2	8583233	0	0	8583233	54.48	8583233	0	8583233	54.48	0	54.48	0	0.00	8583233
MURUGAN ENTERPRISE PRIVATE LIMITED	AADCM0934H		7803733	0	0	7803733	49.53	7803733	0	7803733	49.53	0	49.53	0	0.00	7803733
SAKTHI MURUGAN TRANSPORTS LIMITED	AACCS7168L		779500	0	0	779500	4.95	779500	0	779500	4.95	0	4.95	0	0.00	779500
Sub-Total (A)(1)		3	8751250	0	0	8751250	55.55	8751250	0	8751250	55.55	0	55.55	0	0.00	8751250
2 Foreign		0	0	0	0	0	0.00	0	0	0	0.00	0	0.00	0	0.00	0
a Individuals (Non-Resident Individuals/ Foreign Individuals)		0	0	0	0	0	0.00	0	0	0	0.00	0	0.00	0	0.00	0
b Government		0	0	0	0	0	0.00	0	0	0	0.00	0	0.00	0	0.00	0
c Institutions		0	0	0	0	0	0.00	0	0	0	0.00	0	0.00	0	0.00	0
d Foreign Portfolio Investor		0	0	0	0	0	0.00	0	0	0	0.00	0	0.00	0	0.00	0
e Any Other (specify)		0	0	0	0	0	0.00	0	0	0	0.00	0	0.00	0	0.00	0
Sub-Total (A)(2)		0	0	0	0	0	0.00	0	0	0	0.00	0	0.00	0	0.00	0
Total Shareholding of Promoter and Promoter Group (A)= (A)(1)+(A)(2)		3	8751250	0	0	8751250	55.55	8751250	0	8751250	55.55	0	55.55	0	0.00	8751250





Table III - Statement showing shareholding pattern of the Public shareholder

	Category & Name of the Shareholders (I)	PAN (II)	Nos. of shareholder (III)	No. of fully paid up equity shares held (IV)	P a r t i c i p a n t s	N o s . o f s h a r e s	Total nos. shares held VII = IV+V+VI	Share holding % calculated as per	Number of Voting Rights held in each class of securities (IX)			N o . o f	Total share holding, as a % assuming	Number of Locked Shares pledged or		Number of equity shares held in dematerialized form (XIV)		
									No of Voting Rights		Total as a % of Total			N o .	A s a % o f t o t a l S h a r e s		N o . o f	A s a % o f t o t a l s h a r e s
									Class X	C l a s s								
1	Institutions		0	0	0	0	0.00	0	0	0	0.00	0	0.00	0	0.00	0	0	
a	Mutual Funds/		0	0	0	0	0.00	0	0	0	0.00	0	0.00	0	0.00		0	
b	Venture Capital Funds		0	0	0	0	0.00	0	0	0	0.00	0	0.00	0	0.00		0	
c	Alternate Investment Funds		0	0	0	0	0.00	0	0	0	0.00	0	0.00	0	0.00		0	
d	Foreign Venture Capital Investors		0	0	0	0	0.00	0	0	0	0.00	0	0.00	0	0.00		0	
e	Foreign Portfolio Investors		0	0	0	0	0.00	0	0	0	0.00	0	0.00	0	0.00		0	
f	Financial Institutions/ Banks		0	0	0	0	0.00	0	0	0	0.00	0	0.00	0	0.00		0	
g	Insurance Companies		0	0	0	0	0.00	0	0	0	0.00	0	0.00	0	0.00		0	
h	Provident Funds/ Pension Funds		0	0	0	0	0.00	0	0	0	0.00	0	0.00	0	0.00		0	
i	Any Other (specify)		0	0	0	0	0.00	0	0	0	0.00	0	0.00	0	0.00		0	
	Sub-Total (B)(1)		0	0	0	0	0.00	0	0	0	0.00	0	0.00	0	0.00		0	
2	Central Government/ State Government(s)/ President of India		1	3789	0	0	3789	0.02	3789	0	3789	0.02	0	0.02	0	0.00		3789
	Sub-Total (B)(2)		1	3789	0	0	3789	0.02	3789	0	3789	0.02	0	0.02	0	0.00		3789
3	Non-institutions		0	0	0	0	0.00	0	0	0	0.00	0	0.00	0	0.00	0	0.00	0
a	Individuals -		5506	4091712	0	0	4091712	25.97	4091712	0	4091712	25.97	0	25.97	0	0.00	0	4091707
i	Individual shareholders holding nominal share capital up to Rs. 2 lakhs.		5482	1119288	0	0	1119288	7.10	1119288	0	1119288	7.10	0	7.10	0	0.00		1119283
ii	Individual shareholders holding nominal share capital in excess of Rs. 2 lakhs.		24	2972424	0	0	2972424	18.87	2972424	0	2972424	18.87	0	18.87	0	0.00		2972424
	Kamlesh Navinchandra Shah	ADUPS8024R	0	162019	0	0	162019	1.03	162019	0	162019	1.03	0	1.03	0	0.00		162019
	Hiten Anantrai Sheth	AADPS5808H	0	200000	0	0	200000	1.27	200000	0	200000	1.27	0	1.27	0	0.00		200000
	Anuj Anantrai Sheth	AAEPS8975Q	0	784805	0	0	784805	4.98	784805	0	784805	4.98	0	4.98	0	0.00		784805
	Kamlesh Kishor Shah	ANTPS5205R	0	250000	0	0	250000	1.59	250000	0	250000	1.59	0	1.59	0	0.00		250000
b	NBFCs registered with RBI		0	0	0	0	0.00	0	0	0	0.00	0	0.00	0	0.00		0	



c	Employee Trusts		0	0	0	0	0	0.00	0	0	0	0.00	0	0.00	0	0.00	0	0
d	Overseas Depositories (holding DRs) (balancing figure)		0	0	0	0	0	0.00	0	0	0	0.00	0	0.00	0	0.00	0	0
e	Any Other (specify)		456	2907518	0	0	2907518	18.46	2907518	0	2907518	18.46	0	18.46	0	0.00		2907517
	Body Corporate		109	2467438	0	0	2467438	15.66	2467438	0	2467438	15.66	0	15.66	0	0.00		2467437
	Gagandeep Credit Capital Pvt Ltd	AAACO0519R	0	987475	0	0	987475	6.27	987475	0	987475	6.27	0	6.27	0	0.00		987475
	Prescient Securities Private Limited	AADCP0490P	0	572088	0	0	572088	3.63	572088	0	572088	3.63	0	3.63	0	0.00		572088
	Shamyak Investment Private Limited	AAACA4348L	0	450000	0	0	450000	2.86	450000	0	450000	2.86	0	2.86	0	0.00		450000
	Shankar Resources Private Limited	AAHCS6289D	0	199659	0	0	199659	1.27	199659	0	199659	1.27	0	1.27	0	0.00		199659
	Hindu Undivided Family		261	302647	0	0	302647	1.92	302647	0	302647	1.92	0	1.92	0	0.00		302647
	Non-Resident Indian (NRI)		12	1402	0	0	1402	0.01	1402	0	1402	0.01	0	0.01	0	0.00		1402
	Non-Resident Indian (NRI)		23	88537	0	0	88537	0.56	88537	0	88537	0.56	0	0.56	0	0.00		88537
	Other		1	50	0	0	50	0.00	50	0	50	0.00	0	0.00	0	0.00		50
	Clearing member		50	47444	0	0	47444	0.30	47444	0	47444	0.30	0	0.30	0	0.00		47444
	Sub-Total (B)(3)		5962	6999230	0	0	6999230	44.43	6999230	0	6999230	44.43	0	44.43	0	0.00		6999224
	Total Public Shareholding (B)= (B)(1)+(B)(2)+(B)(3)		5963	7003019	0	0	7003019	44.45	7003019	0	7003019	44.45	0	44.45	0	0.00		7003013



Table IV - Statement showing shareholding pattern of the Non Promoter- Non Public shareholder

Category & Name	PAN	No. of share holder	No. of fully paid equity shares	Partly paid-up equity shares	Nos. of shares underlying Depository Receipts	Total no. shares held	Share holding % calculated as per SCR, 1957	Number of Voting Rights held in each class of securities			No. of Shares Underlying Outstanding convertible securities	Total shareholding, as a % assuming full conversion	Number of Locked in shares		Number of Shares pledged or otherwise encumbered		Number of shares held in dematerialized form	
								As a % (A+B+ (VIII))	No of Voting Rights				Total as a % of Total Voting rights	(including Warrants (X))	No.	As a % of total Shares held		No. (Not applicable)
(I)	(II)	(III)	(IV)	(V)	(VI)	(VII) = (IV+V+VI)	(VIII)		Class X	Class Y	Total	(IX)					(X)	
								1		0	0		0	0	0	0.00		0
2		0	0	0	0	0	0.00	0	0	0	0.00	0	0	0	0.00			0
Total Non-Promoter- Non Public Shareholding (C)= (C)(1)+(C)(2)		0	0	0	0	0	0.00	0	0	0	0.00	0	0	0	0.00	0	0.00	0



Table II- Unclaim Details

Details of Shares which remain unclaimed may be given here along with details such as number of shareholders, outstanding shares held in demat/unclaimed suspense account, voting rights which are frozen etc.	
No. of shareholders	No of share held

Table III- Unclaim Details

Details of Shares which remain unclaimed may be given here along with details such as number of shareholders, outstanding shares held in demat/unclaimed suspense account, voting rights which are frozen etc.	
No. of shareholders	No of share held
1	50

Table III- Person in Concert

Details of the shareholders acting as persons in Concert including their Shareholding			
Name of shareholder	Name of PAC	No. of share	Holding %
0.0	0.0	0	0.00

For Bannari Amman Spinning Mills Limited


COMPANY SECRETARY

General information about company	
Scrip code	532674
Name of the company	BANNARI AMMAN SPINNING MILLS LIMITED
Whether company is SME	No
Class of Security	Equity Shares
Type of report	Quarterly
Quarter Ended / Half year ended/Date of Report (For Prelisting / Allotment)	31-12-2017
Date of allotment / extinguishment (in case Capital Restructuring selected) / Listing Date	
Shareholding pattern filed under	Regulation 31 (1) (b)



Sr. No.	Particular	Yes/No
1	Whether the Listed Entity has issued any partly paid up shares?	No
2	Whether the Listed Entity has issued any Convertible Securities ?	No
3	Whether the Listed Entity has issued any Warrants ?	No
4	Whether the Listed Entity has any shares against which depository receipts are issued?	No
5	Whether the Listed Entity has any shares in locked-in?	No
6	Whether any shares held by promoters are pledge or otherwise encumbered?	No
7	Whether company has equity shares with differential voting rights?	No




Table I - Summary Statement holding of specified securities

Category (I)	Category of shareholder (II)	No. Of Shares Underlying Outstanding convertible securities (X)	No. of Shares Underlying Outstanding Warrants (Xi)	No. Of Shares Underlying Outstanding convertible securities and No. Of Warrants (Xi) (a)	Shareholding , as a % assuming full conversion of convertible securities (as a percentage of diluted share capital) (XI)= (VII)+(X) As a % of (A+B+C2)	Number of Locked in shares (XII)		Number of Shares pledged or otherwise encumbered (XIII)		Number of equity shares held in dematerialized form (XIV)
						No. (a)	As a % of total Shares held (b)	No. (a)	As a % of total Shares held (b)	
(A)	Promoter & Promoter Group				55.55					8751250
(B)	Public				44.45					7003013
(C)	Non Promoter-Non Public									
(C1)	Shares underlying DRs									
(C2)	Shares held by Employee Trusts									
	Total				100					15754263




Table II - Statement showing shareholding pattern of the Promoter and Promoter Group											
Sr.	Category & Name of the Shareholders (I)	Nos. Of shareholders (III)	No. of fully paid up equity shares held (IV)	No. Of Partly paid-up equity shares held (V)	No. Of shares underlying Depository Receipts (VI)	Total nos. shares held (VII) = (IV)+(V)+(VI)	Shareholding as a % of total no. of shares (calculated as per SCRR, 1957) (VIII) As a % of (A+B+C2)	Number of Voting Rights held in each class of securities (IX)			
								No of Voting (XIV) Rights			Total as a % of Total Voting rights
								Class eg: X	Class eg:y	Total	
A	Table II - Statement showing shareholding pattern of the Promoter and Promoter Group										
(1)	Indian										
(a)	Individuals/Hindu undivided Family	1	168017			168017	1.07	168017		168017	1.07
(d)	Any Other (specify)	2	8583233			8583233	54.48	8583233		8583233	54.48
Sub-Total (A)(1)		3	8751250			8751250	55.55	8751250		8751250	55.55
(2)	Foreign										
Total Shareholding of Promoter and Promoter Group (A)= (A)(1)+(A)(2)		3	8751250			8751250	55.55	8751250		8751250	55.55
B	Table III - Statement showing shareholding pattern of the Public shareholder										
(1)	Institutions										
(2)	Central Government/ State	1	3789			3789	0.02	3789		3789	0.02



	Government(s)/ President of India										
Sub-Total (B)(2)		1	3789			3789	0.02	3789		3789	0.02
(3)	Non-institutions										
(a(i))	Individuals - i. Individual shareholders holding nominal share capital up to Rs. 2 lakhs.	5482	1119288			1119288	7.1	1119288		1119288	7.1
(a(ii))	Individuals - ii. Individual shareholders holding nominal share capital in excess of Rs. 2 lakhs.	24	2972424			2972424	18.87	2972424		2972424	18.87
(e)	Any Other (specify)	456	2907518			2907518	18.46	2907518		2907518	18.46
Sub-Total (B)(3)		5962	6999230			6999230	44.43	6999230		6999230	44.43
Total Public Shareholding (B)=(B)(1)+ (B)(2)+(B) (3)		5963	7003019			7003019	44.45	7003019		7003019	44.45
C	Table IV - Statement showing shareholding pattern of the Non Promoter- Non Public shareholder										
Total (A+B+C2)		5966	15754269			15754269	100	15754269		15754269	100
Total (A+B+C)		5966	15754269			15754269	100	15754269		15754269	100



Table II - Statement showing shareholding pattern of the Promoter and Promoter Group									
Sr.	No. Of Shares Underlying Outstanding convertible securities (X)	No. of Shares Underlying Outstanding Warrants (Xi)	No. Of Shares Underlying Outstanding convertible securities and No. Of Warrants (Xi) (a)	Shareholding , as a % assuming full conversion of convertible securities (as a percentage of diluted share capital) (XI)= (VII)+(X) As a % of (A+B+C2)	Number of Locked in shares (XII)		Number of Shares pledged or otherwise encumbered (XIII)		Number of equity shares held in dematerialized form (XIV)
					No. (a)	As a % of total Shares held (b)	No. (a)	As a % of total Shares held (b)	
A	Table II - Statement showing shareholding pattern of the Promoter and Promoter Group								
(1)	Indian								
(a)				1.07					168017
(d)				54.48					8583233
Sub-Total (A) (1)				55.55					8751250
(2)	Foreign								
Total Shareholding of Promoter and Promoter Group (A)= (A)(1)+(A)(2)				55.55					8751250
B	Table III - Statement showing shareholding pattern of the Public shareholder								
(1)	Institutions								
(2)				0.02					3789
Sub-Total (B)				0.02					3789



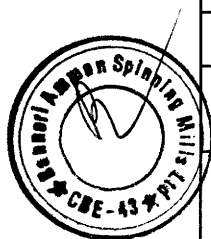
(2)								
(3)	Non-institutions							
(a(i))				7.1				1119283
(a(ii))				18.87				2972424
(e)				18.46				2907517
Sub-Total (B) (3)				44.43				6999224
Total Public Shareholding (B)=(B)(1)+ (B)(2)+(B)(3)				44.45				7003013
C	Table IV - Statement showing shareholding pattern of the Non Promoter- Non Public shareholder							
Total (A+B+C)				100				15754263
Total (A+B+C)				100				15754263



Individuals/Hindu undivided Family		
Searial No.	1	
Name of the Shareholders (I)	Arumugam S V	Click here to go back
PAN (II)	ABRPA8939Q	Total
No. of fully paid up equity shares held (IV)	168017	168017
No. Of Partly paid-up equity shares held (V)		
No. Of shares underlying Depository Receipts (VI)		
Total nos. shares held (VII) = (IV)+ (V)+ (VI)	168017	168017
Shareholding as a % of total no. of shares (calculated as per SCRR, 1957) (VIII) As a % of (A+B+C2)	1.07	1.07
Number of Voting Rights held in each class of securities (IX)		
Class eg:X	168017	168017
Class eg:y		
Total	168017	168017
Total as a % of Total Voting rights	1.07	1.07




No. Of Shares Underlying Outstanding convertible securities (X)		
No. of Shares Underlying Outstanding Warrants (Xi)		
No. Of Shares Underlying Outstanding convertible securities and No. Of Warrants (Xi) (a)		
Shareholding , as a % assuming full conversion of convertible securities (as a percentage of diluted share capital) (XI)= (VII)+(Xi)(a) As a % of (A+B+C2)	1.07	1.07
Number of Locked in shares (XII)		
No. (a)		
As a % of total Shares held (b)		
Number of Shares pledged or otherwise encumbered (XIII)		
No. (a)		
As a % of total Shares held (b)		
Number of equity shares held in	168017	168017



dematerialized form (XIV)		
Reason for not providing PAN		
Reason for not providing PAN		



Any Other (specify)			
Serial No.	1	2	
Category	Bodies Corporate	Bodies Corporate	Click here to go back
Name of the Shareholders (I)	MURUGAN ENTERPRISE PRIVATE LIMITED	SAKTHI MURUGAN TRANSPORTS LIMITED	
PAN (II)	AADCM0934H	AACCS7168L	Total
No. of the Shareholders (I)	1	1	2
No. of fully paid up equity shares held (IV)	7803733	779500	8583233
No. Of Partly paid-up equity shares held (V)			
No. Of shares underlying Depository Receipts (VI)			
Total nos. shares held (VII) = (IV)+ (V)+ (VI)	7803733	779500	8583233
Shareholding as a % of total no. of shares (calculated as per SCRR, 1957) (VIII) As a % of (A+B+C2)	49.53	4.95	54.48
Number of Voting Rights held in each class of securities (IX)			
Class eg: X	7803733	779500	8583233




Class eg:y			
Total	7803733	779500	8583233
Total as a % of Total Voting rights	49.53	4.95	54.48
No. Of Shares Underlying Outstanding convertible securities (X)			
No. of Shares Underlying Outstanding Warrants (Xi)			
No. Of Shares Underlying Outstanding convertible securities and No. Of Warrants (Xi) (a)			
Shareholding , as a % assuming full conversion of convertible securities (as a percentage of diluted share capital) (XI)= (VII)+(X) As a % of (A+B+C2)	49.53	4.95	54.48
Number of Locked in shares (XII)			
No. (a)			
As a % of total Shares held (b)			
Number of Shares pledged or otherwise encumbered (XIII)			
No. (a)			



As a % of total Shares held (b)			
Number of equity shares held in dematerialized form (XIV)	7803733	779500	8583233
Reason for not providing PAN			




Individuals - ii. Individual shareholders holding nominal share capital in excess of Rs. 2 lakhs.					
Serial No.	1	2	3	4	
Name of the Shareholders (I)	Anuj Anantrai Sheth	Hiten Anantrai Sheth	Kamlesh Navinchandra Shah	Nilesh Kishor Shah	Click here to go back
PAN (II)	AAEPS8975Q	AADPS5808H	ADUPS8024R	ANTPS5205R	Total
No. of fully paid up equity shares held (IV)	784805	200000	162019	250000	1396824
No. Of Partly paid-up equity shares held (V)					
No. Of shares underlying Depository Receipts (VI)					
Total nos. shares held (VII) = (IV)+ (V)+ (VI)	784805	200000	162019	250000	1396824
Shareholding as a % of total no. of shares (calculated as per SCRR, 1957) (VIII) As a % of (A+B+C2)	4.98	1.27	1.03	1.59	8.87
Number of Voting Rights held in each class of securities (IX)					
Class eg: X	784805	200000	162019	250000	1396824
Class eg:y					
Total	784805	200000	162019	250000	1396824
Total as a % of Total Voting rights	4.98	1.27	1.03	1.59	8.87



No. Of Shares Underlying Outstanding convertible securities (X)					
No. of Shares Underlying Outstanding Warrants (Xi)					
No. Of Shares Underlying Outstanding convertible securities and No. Of Warrants (Xi) (a)					
Shareholding , as a % assuming full conversion of convertible securities (as a percentage of diluted share capital) (XI)= (VII)+(X) As a % of (A+B+C2)	4.98	1.27	1.03	1.59	8.87
Number of Locked in shares (XII)					
No. (a)					
As a % of total Shares held (b)					
Number of equity shares held in dematerialized form (XIV)	784805	200000	162019	250000	1396824
Reason for not providing PAN					
Reason for not providing PAN					




Any Other (specify)							
Searial No.	1	2	3	4	5	6	7
Category	Bodies Corporate	Bodies Corporate	Bodies Corporate	Bodies Corporate	HUF	NRI – Non-Repatriation	NRI – Repatriation
Category / More than 1 percentage	More than 1 percentage of shareholding	More than 1 percentage of shareholding	More than 1 percentage of shareholding	More than 1 percentage of shareholding	Category	Category	Category
Name of the Shareholders (I)	Gagandeep Credit Capital Pvt Ltd	Prescient Securities Private Limited	Shamyak Investment Private Limited	Shankar Resources Private Limited			
PAN (II)	AAACO0519R	AADCP0490P	AAACA4348L	AAHCS6289D			
No. of the Shareholders (I)	1	1	1	1	261	12	23
No. of fully paid up equity shares held (IV)	987475	572088	450000	199659	302647	1402	88537
No. Of Partly paid-up equity shares held (V)							
No. Of shares underlying Depository Receipts (VI)							
Total nos. shares held (VII) = (IV)+ (V)+ (VI)	987475	572088	450000	199659	302647	1402	88537
Shareholding as a % of total no. of shares (calculated as per SCRR,	6.27	3.63	2.86	1.27	1.92	0.01	0.56




1957) (VIII) As a % of (A+B+C2)							
Number of Voting Rights held in each class of securities (IX)							
Class eg: X	987475	572088	450000	199659	302647	1402	88537
Class eg:y							
Total	987475	572088	450000	199659	302647	1402	88537
Total as a % of Total Voting rights	6.27	3.63	2.86	1.27	1.92	0.01	0.56
No. Of Shares Underlying Outstanding convertible securities (X)							
No. of Shares Underlying Outstanding Warrants (Xi)							
No. Of Shares Underlying Outstanding convertible securities and No. Of Warrants (Xi) (a)							
Shareholding , as a % assuming full conversion of convertible securities (as a percentage of diluted share capital) (XI)= (VII)+(X) As a % of (A+B+C2)	6.27	3.63	2.86	1.27	1.92	0.01	0.56
Number of Locked in shares (XII)							
No. (a)							



As a % of total Shares held (b)							
Number of equity shares held in dematerialized form (XIV)	987475	572088	450000	199659	302647	1402	88537
Reason for not providing PAN							
Reason for not providing PAN							



Any Other (specify)			
Serial No.	8	9	
Category	Unclaimed or Suspense or Escrow Account	Clearing Members	
Category / More than 1 percentage	Category	Category	
Name of the Shareholders (I)			Click here to go back
PAN (II)			Total
No. of the Shareholders (I)	1	50	347
No. of fully paid up equity shares held (IV)	50	47444	440080
No. Of Partly paid-up equity shares held (V)			
No. Of shares underlying Depository Receipts (VI)			
Total nos. shares held (VII) = (IV)+ (V)+ (VI)	50	47444	440080
Shareholding as a % of total no. of shares (calculated as per SCRR, 1957) (VIII) As a % of (A+B+C2)	0	0.3	2.79
Number of Voting Rights held in each class of securities (IX)			
Class eg: X	50	47444	440080



Class eg:y			
Total	50	47444	440080
Total as a % of Total Voting rights	0	0.3	2.79
No. Of Shares Underlying Outstanding convertible securities (X)			
No. of Shares Underlying Outstanding Warrants (Xi)			
No. Of Shares Underlying Outstanding convertible securities and No. Of Warrants (Xi) (a)			
Shareholding , as a % assuming full conversion of convertible securities (as a percentage of diluted share capital) (XI)= (VII)+(X) As a % of (A+B+C2)	0	0.3	2.79
Number of Locked in shares (XII)			
No. (a)			
As a % of total Shares held (b)			
Number of equity shares held in	50	47444	440080



dematerialized form (XIV)			
Reason for not providing PAN			
Reason for not providing PAN			



Details of Shares which remain unclaimed for Public				
Serial No.	Number of shareholders	Outstanding shares held in demat or unclaimed suspense account	voting rights which are frozen	Disclosure of notes on shares which remain unclaimed for public shareholders
1	1	50		

For Bannari Amman Spinning Mills Limited


COMPANY SECRETARY